

MITSUBISHI

ENGINE 6G7 SERIES

WORKSHOP MANUAL

FOREWORD

This Workshop Manual contains procedures for removal, disassembly, inspection, adjustment, reassembly and installation, etc. for service mechanics.

All information, illustrations and product descriptions contained in this manual are current as at the time of publication. We, however, reserve the right to make changes at any time without prior notice or obligation.

Engine

11A

FILING INSTRUCTION

Please keep these manual pages in the binder No. BN940001.

File these pages according to the signs "Added", "Revised" and "Deleted" on the "List of effective pages" which are interpreted below.

Added: File the pages with this sign additionally in your manual.

Revised. Deleted: Replace the existing pages with the corresponding pages with this sign.

Missing sheets will be supplied upon request.

HOW TO USE THIS MANUAL

CONTENTS

The preceding page contains GROUP INDEX which lists the group title and group number.

PAGE NUMBERS

All page numbers consist of three sets of digits separated by a dash. The digits preceding the dash identify the number of the group and the second digits identify the section. The digits following the dash represent the consecutive page number within the section. The page numbers can be found on the top left or right of each page.

TEXT

Unless otherwise specified, each service procedure covers all models. Procedures covering specific models and identified by the model codes, destination or similar designation (engine type, transmission type, etc.)

SERVICE PROCEDURES

The service steps are arranged in numerical order and attentions to be paid in performing vehicle service are described in detail in SERVICE POINTS.

Group title

Section title

Group number

Page number

ENGINE - Cylinder Head and Valves

11A-8-1

8. CYLINDER HEAD AND VALVES
REMOVAL AND INSTALLATION <12-VALVE ENGINE>

Removal steps

1. Cylinder head bolt
2. Cylinder head, valve assembly
3. Cylinder head gasket
4. Retainer lock
5. Valve spring retainer
6. Valve spring
7. Valve spring seat

10. Retainer lock
11. Valve spring retainer
12. Valve spring
13. Valve spring seat
14. Exhaust valve
15. Valve stem seal
16. Intake valve guide
17. Exhaust valve guide
18. Intake valve seat (primary)
19. Intake valve seat (secondary)
20. Exhaust valve seat
21. Cylinder head

This number shows the sequence of removal or disassembly. For installation or reassembly, reverse the removal or disassembly steps.


Issue date

Publication number - Revision code

Operating procedures, cautions, etc. on removal, installation, disassembly and reassembly are described.

Denotes service point for removal or disassembly

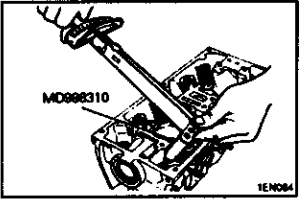
Denotes service point for installation or reassembly.



Cylinder Head and Valves 11A-8-3

SERVICE POINTS OF REMOVAL

REMOVAL OF CYLINDER HEAD BOLT



REMOVAL OF JET VALVE

- (1) When loosening a jet valve, hold the special tool securely so that it is not tilted with respect to the jet valve center line. Also avoid applying force abruptly.



REMOVAL OF RETAINER LOCK

- (1) Store removed valves, springs and other parts, tagged to indicate their cylinder No. and location for reassembly.

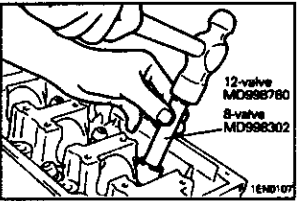
NOTE
The valve spring retainers of the 12-valve engine differ in size between the intake and exhaust sides. Therefore the following retainer holders.

- (4) After installing valve guides, insert new valves in them to check for sliding condition.
- (5) When valve guides have been replaced check for valve contact and correct valve seats as necessary.



SERVICE POINTS OF REASSEMBLY

INSTALLATION OF VALVE STEM SEAL

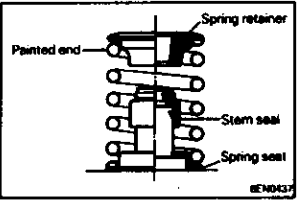


- (1) Install the valve spring seat.
- (2) The special tool must be used to install the valve stem seal. Improper installation could result in oil leaking past the valve guide.

NOTE
The valve stem seal cannot be reused.

INSTALLATION OF VALVE SPRING

- (1) Install the valve spring with the painted end on the rocker arm side.



List of Effective Pages

Page	Revision code	Date	Remarks	Page	Revision code	Date	Remarks
11A-0-1	H	Mar. 2000	Revised	11A-6a-3 and 11A-6a-4	H	Mar. 2000	Revised
11A-0-3	D	Aug. 1994		11A-6a-4a and 11A-6a-4b	H	Mar. 2000	Added
11A-0-4		Oct. 1990		11A-6a-5 and 11A-6a-6	D	Aug. 1994	
11A-0-5	D	Aug. 1994		11A-6b-1 and 11A-6b-2	H	Mar. 2000	Added
11A-0-6		Oct. 1990		11A-6c-1 to 11A-6c-4	H	Mar. 2000	Added
11A-0-6a and 11A-0-6b	D	Aug. 1994		11A-7-1 and 11A-7-2	D	Aug. 1994	
11A-0-7 and 11A-0-8	C	Dec. 1993		11A-7-3 to 11A-7-6	C	Dec. 1993	
11A-0-9 and 11A-0-10	A	Sept. 1992		11A-7-7	D	Aug. 1994	
11A-0-11	C	Dec. 1993		11A-7-8	H	Mar. 2000	Revised
11A-0-12	A	Sept. 1992		11A-7-8a and 11A-7-8b	H	Mar. 2000	Added
11A-0-13 to 11A-0-16	C	Dec. 1993		11A-7-9 and 11A-7-10	D	Aug. 1994	
11A-1-1 to 11A-1-4	F	Aug. 1997		11A-7a-1 and 11A-7a-2	A	Sept. 1992	
11A-1-5	H	Mar. 2000	Revised	11A-8-1 and 11A-8-2	D	Aug. 1994	
11A-1-6	E	Nov. 1995		11A-8-3 to 11A-8-5	H	Mar. 2000	Revised
11A-1-7 and 11A-1-8	H	Mar. 2000	Revised	11A-8-6 to 11A-8-8	D	Aug. 1994	
11A-1-9	E	Nov. 1995		11A-8-9	E	Nov. 1995	
11A-1-10	H	Mar. 2000	Revised	11A-9-1 to 11A-9-4	C	Dec. 1993	
11A-1-11	D	Aug. 1994		11A-9a-1 to 11A-9a-5	H	Mar. 2000	Added
11A-1-12	G	May 1999		11A-10-1	D	Aug. 1994	
11A-1-13 to 11A-1-18	H	Mar. 2000	Revised	11A-10-2	A	Sept. 1992	
11A-1-19 and 11A-1-20	H	Mar. 2000	Added	11A-10-3		Oct. 1990	
11A-2-1	E	Nov. 1995		11A-11-1	A	Sept. 1992	
11A-2-2 to 11A-2-4	D	Aug. 1994		11A-11-2	D	Aug. 1994	
11A-3-1 to 11A-3-6	D	Aug. 1994		11A-11-3 to 11A-11-8	E	Nov. 1995	
11A-3a-1 to 11A-3a-3	H	Mar. 2000	Added	11A-12-1 to 11A-12-6	H	Mar. 2000	Revised
11A-3b-1	H	Mar. 2000	Added	11A-12-7 to 11A-12-9	H	Mar. 2000	Added
11A-3c-1	H	Mar. 2000	Added	11A-13-1 to 11A-13-3	E	Nov. 1995	
11A-4-1 and 11A-4-2		Oct. 1990		11A-13-4	D	Aug. 1994	
11A-4-3	D	Aug. 1994		11A-13-4a and 11A-13-4b	D	Aug. 1994	
11A-4-4		Oct. 1990		11A-13-4c	G	May 1999	
11A-4-5	D	Aug. 1994		11A-13-4d	H	Mar. 2000	Revised
11A-4a-1	D	Aug. 1994		11A-13-5	D	Aug. 1994	
11A-4a-2	G	May 1999		11A-13-6	H	Mar. 2000	Revised
11A-4a-3	H	Mar. 2000	Revised	11A-13-6a and 11A-13-6b	H	Mar. 2000	Added
11A-4a-4	F	Aug. 1997		11A-13-7	G	May 1999	
11A-4b-1 and 11A-4b-2	H	Mar. 2000	Added	11A-13-8 to 11A-13-12	D	Aug. 1994	
11A-5-1 and 11A-5-2	D	Aug. 1994		11A-13-13 and 11A-13-14	H	Mar. 2000	Revised
11A-5-3 to 11A-5-10	H	Mar. 2000	Revised	11A-14-1	C	Dec. 1993	
11A-5-11 to 11A-5-13	H	Mar. 2000	Added	11A-14-1a	C	Dec. 1993	
11A-6-1	H	Mar. 2000	Revised	11A-14-1b	H	Mar. 2000	Revised
11A-6-2	C	Dec. 1993		11A-14-2	A	Sept. 1992	
11A-6-3 to 11A-6-9	H	Mar. 2000	Revised	11A-14-3	H	Mar. 2000	Revised
11A-6-10 to 11A-6-13	H	Mar. 2000	Added	11A-14-4	C	Dec. 1993	
11A-6a-1 and 11A-6a-2	D	Aug. 1994		11A-14-5	B	Dec. 1992	

Missing sheets will be supplied upon request.

PWEE9081-H

Page	Revision code	Date	Remarks
11A-14-6 to 11A-14-10	H	Mar. 2000	Revised
11A-15-1 to 11A-15-8	H	Mar. 2000	Revised
11A-15-9	H	Mar. 2000	Added
11A-16-1	H	Mar. 2000	Revised
11A-16-2	C	Dec. 1993	
11A-16-3	E	Nov. 1995	

Page	Revision code	Date	Remarks
------	---------------	------	---------

Missing sheets will be supplied upon request.